



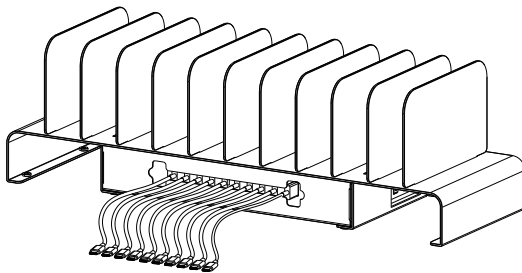
10 Slot Gang Charger with 12 Ports for Additional

CP-10GANGALB

INSTRUCTION - MANUAL

CONTENTS:

(A) x1

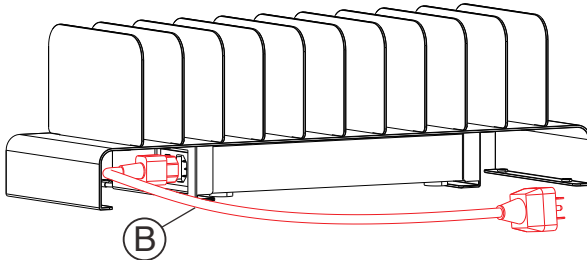


(B) x1

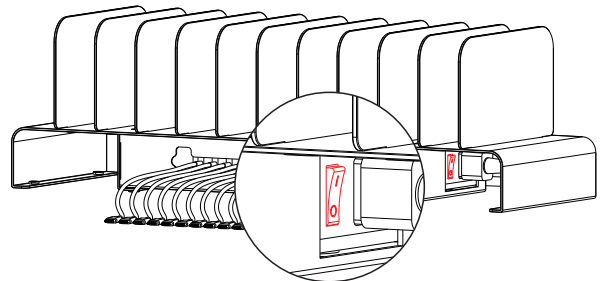


INSTALLATION:

1. Attaching Powercord to Dock:

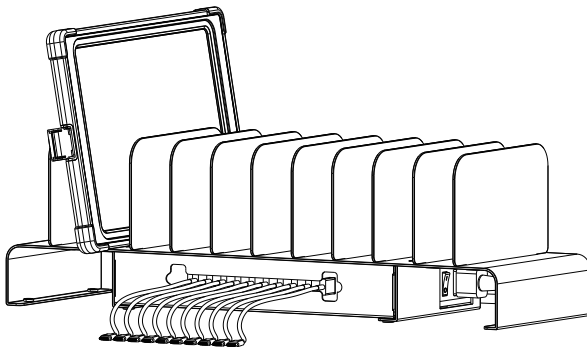


1A. Take the power cord (B) and plug small end into the dock (A) and the other end to the power source.



1B. Locate power switch and turn it on to make sure the current flows through the charging station.

2. When Charging a Tablet:



2A. When your tablet is low on charge, place it in one of the charging spots as illustrated, locate any available charging cable and plug it into the tablet's port, you should see your device begin charging. Charge as long as needed.

